





















# Using the Internet: Comments

<p><b>Aim:</b> To use technology safely and respectfully and identify where to go for help and support when they have concerns about content or contact on the Internet in the context of posting comments on other people's blogs.</p> <p>I can post positive comments and responses on a blog.</p>	<p><b>Success Criteria:</b> I can navigate to a blog. I can log in to make a comment (if required). I can type a positive comment that is relevant to a post. I can answer a question or respond to what somebody else has said. I can recognise inappropriate comments and tell an adult.</p>	<p><b>Resources:</b> <a href="#">Lesson Pack</a></p> <p>Desktop computer, laptop or tablet – 1 per child Whiteboards and whiteboard pens</p>
	<p><b>Key/New Words:</b> Internet, World Wide Web (WWW), blog, picture, image, photograph, post, username, password, comment, question.</p>	<p><b>Preparation:</b> Ensure that you have access to ICT suite / class set of computers in advance. <a href="#">Comments Activity Sheet</a> as required</p>

**Prior Learning:** In lessons 4 and 5, children will have created content and posted it to their blog. It will be helpful if children are able to log in to a blog independently.

## Learning Sequence


	<p><b>Blogging Safely:</b> Remind the children of the blogging guidelines. Which ones are particularly relevant to making comments on a blog?</p>	
	<p><b>Commenting on a Blog:</b> Have a look at a blog created by children (you could use the example provided or one of your choice). Find some comments (check content beforehand to ensure it is age appropriate).</p>	
	<p><b>Comments:</b> Consider what sort of positive comments can be made on other children's blogs. <b>Questions:</b> Consider good questions children could ask. <b>Posting a Comment:</b> Demonstrate how to post a comment.</p>	
	<p><b>Post a Comment:</b> Children chose a blog upon which to make a comment. Write a comment and question on a whiteboard. Share the comments with a partner to check and with teacher (if required). Checking with a partner would work well in mixed ability pairs. Post the comment. Can the children think of their own comments that are relevant to the content of the blogs? Can they type their comment and submit it? Children use the <a href="#">Comments Activity Sheet</a> as required.</p> <p> Some children may benefit from support from an adult or peer.</p> <p> Children make positive comments and ask interesting questions. They could act as 'ICT technicians' and help others with finding the blog and submitting comments.</p>	
	<p><b>Responding:</b> Show the examples (or use real ones) and discuss appropriate responses to comments and questions. (Children could write their ideas on a whiteboard.)</p>	
	<p><b>Posting a Response:</b> Share a good example of a helpful comment with an appropriate response.</p>	
	<p><b>Post a Response:</b> Children respond to comments on their own blog. Children write their responses on a whiteboard first and check with a partner and/ or teacher (if required) before posting. Children use the <a href="#">Comments Activity Sheet</a> as required.</p> <p> Some children may benefit from support from an adult or peer.</p> <p> Children could use the Internet research skills learnt in lessons 1 – 3 to find interesting facts to add to their own blog posts, or to include in comments on other children's posts.</p>	
	<p><b>Blogging Safely:</b> Challenge children to remember the guidelines. Children could use whiteboards and pens to write them down, or could suggest for the teacher to write.</p>	

**Taskit**

**Animalit:** Find out 3 facts about animals in your local area and share them in a blog post. You could create a picture to upload.

**Foodit:** Share a recipe for how to create one of your favourite meals at home. You could add a photo or picture to go with your recipe. Remember to number your instructions. What question could you write to go with this blog post?

**Reviewit:** Write a book review for a book you really like or have read recently. Write a blog post. You could use the computer to draw an illustration of something that happens in the book and add it to your post.



# Computing

Using the Internet

Subject | Year 2 | Using the Internet | Comments | Lesson 6

# Comments



# Aim

- I can post positive comments and responses on a blog.

# Success Criteria

- I can navigate to a blog.
- I can log in to make a comment (if required).
- I can type a positive comment that is relevant to a post.
- I can answer a question or respond to what somebody else has said.
- I can recognise when there are inappropriate comments and tell an adult.

# Blogging Safely

Here are some guidelines for blogging safely and responsibly:

- Show off your best writing with full sentences and quality vocabulary.
- Only use first names.
- Never post pictures of yourself or others (except with your teacher's or parent's permission).
- Don't use personal information in a post.
- Only make kind and encouraging remarks.
- Don't copy and paste text from elsewhere.

Which of these are particularly relevant to posting comments on other people's blogs?

# Commenting on a Blog

Click on the link below to have a look at the blog.

[Year One Blog](#)

Have a look at some comments that have been made.  
Have people answered the questions that were asked in the blog posts?



# Comments

What comments could be made on this blog?

## The Scary Monster!

[Leave a Reply](#)

one boggy, miserable day there was a ugly, terrifying monster it live in a scary dark cave. his name was fang and all he ate was little children. fang's skin is slimy like wobbly jelly and his eyes are black like charcoal. the cave is cold as ice and it has cloudy white cobwebs and furry spiders all over it.





# Questions

What questions could you ask in response to this blog?

## Growing Potatoes


Posted on 10-07-2016 | [Posted in General News](#) |

Over the last few weeks year 2 have been working hard to grow potatoes. Here is our finished result!




# Posting a Comment

You may need to log in



A login form with two input fields. The top field is labeled "User Name" and the bottom field is labeled "Password". To the right of the password field is a circular button with a right-pointing arrow.

Type your text:



A comment form titled "Write a comment:". It features a toolbar with icons for undo, redo, bold, italic, and link. Below the toolbar is a large text area for writing the comment. At the bottom of the form is a "log:" label, a small input field, and two buttons: "Save as draft" and "Publish".

# Post a Comment



Find a blog post created by the person next to you in the last lesson.

Read it carefully. Think about something positive that you could say in response. Have they asked a question you could answer?

If you have time, find a different blog post to comment on.

## Example Comment

Commented on: 10-07-2016

You have used some wonderful words in your writing. Your description made me scared! I did notice there were some capital letters missing. Hope that helps!

# Responding



How would you respond to this comment on a blog?

## Great Fire of London

How do we know what happened in the Great Fire of London?



---

## Great Fire of London

Commented on: 10-07-2016

Some people took photographs and we can look at what's in them.



# Responding



How would you respond to this comment on a blog?

What story do you think is being told?



**Comment:**

Commented on: 10-07-2016

Those cats aren't very good.

What should you do about this comment?

Photo courtesy of jimmiehomeschoolmom (@flickr.com) - granted under creative commons licence - attribution

# Responding



How could you respond to this question on a blog?

## Growing Potatoes

Posted on 10-07-2016 | [Posted in General News](#) |

Over the last few weeks year 2 have been working hard to grow potatoes. Here is our finished result!



How do you grow potatoes?



# Responding



How could you respond to this comment on a blog?

## The Scary Monster!

[Leave a Reply](#)

one boggy, miserable day there was a ugly, terrifying monster it live in a scary dark cave. his name was fang and all he ate was little children. fang's skin is slimy like wobbly jelly and his eyes are black like charcoal. the cave is cold as ice and it has cloudy white cobwebs and furry spiders all over it.



## Comment:

Commented on: 10-07-2016

You have used some wonderful words in your writing. Your description made me scared! I did notice there were some capital letters missing. Hope that helps!

# Posting a Response

## The Scary Monster!

[Leave a Reply](#)

one boggy, miserable day there was a ugly, terrifying monster it live in a scary dark cave. his name was fang and all he ate was little children. fang's skin is slimy like wobbly jelly and his eyes are black like charcoal. the cave is cold as ice and it has cloudy white cobwebs and furry spiders all over it.



---

## Comment:

Commented on: 10-07-2016

You have used some wonderful words in your writing. Your description made me scared! I did notice there were some capital letters missing. Hope that helps!

Commented on: 11-07-2016

Thanks for your comments. I keep forgetting capital letters. I will edit the text to improve it.



# Post a Response



Find a comment that someone has made on your blog post.

Read it carefully. Think about something positive that you could say in response. Have they asked a question you could answer?

Tell an adult if there is a comment that makes you upset or worried.



# Blogging Safely



Can you remember the guidelines?

Let's write them down.



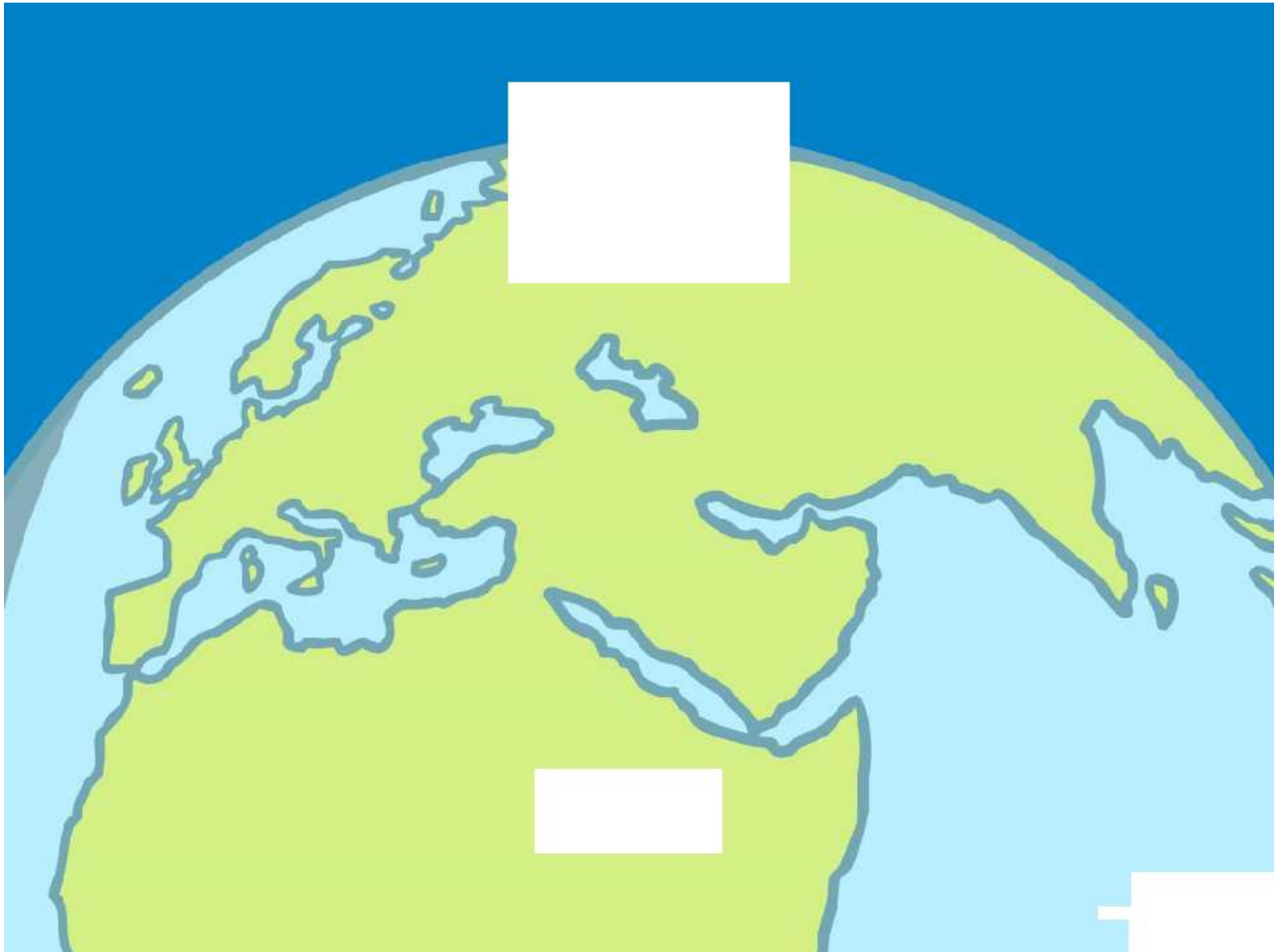
# Aim



- I can post positive comments and responses on a blog.

# Success Criteria

- I can navigate to a blog.
- I can log in to make a comment (if required).
- I can type a positive comment that is relevant to a post.
- I can answer a question or respond to what somebody else has said.
- I can recognise when there are inappropriate comments and tell an adult.



# Comments Activity Sheet



## Find the Blog Post

Find the blog and then look for your friend's post.

## Logging in


Log in to the blog.



## Writing a Comment

Write a comment or question for the blog post. Use a whiteboard or paper to practise.

Check your comment with a partner or your teacher.



## Type Your Text

Type your comment and submit/ post.

## Responding to a Comment

Find the post that you created last lesson. Has somebody commented on your work or answered your question? Reply to the comment.


Post subject:

Post body:  
**b** *i* u [link](#)

Tags (comma - separated):

Save as draft

Publih



# Computing

Using the Internet

Subject | Year 2 | Using the Internet | Blogging | Lesson 5

# Blogging



# Aim

- I can create content for an online blog.
- I can use an online blog safely and respectfully.

# Success Criteria

- I can find a saved photo on the computer.
- I can upload a picture to an online blog.
- I can post text to a blog.
- I can use first names only and keep my personal details private.
- I can make sure I upload photos that are safe to use and that I have permission for.
- I can make sure I only use my own words and pictures online.

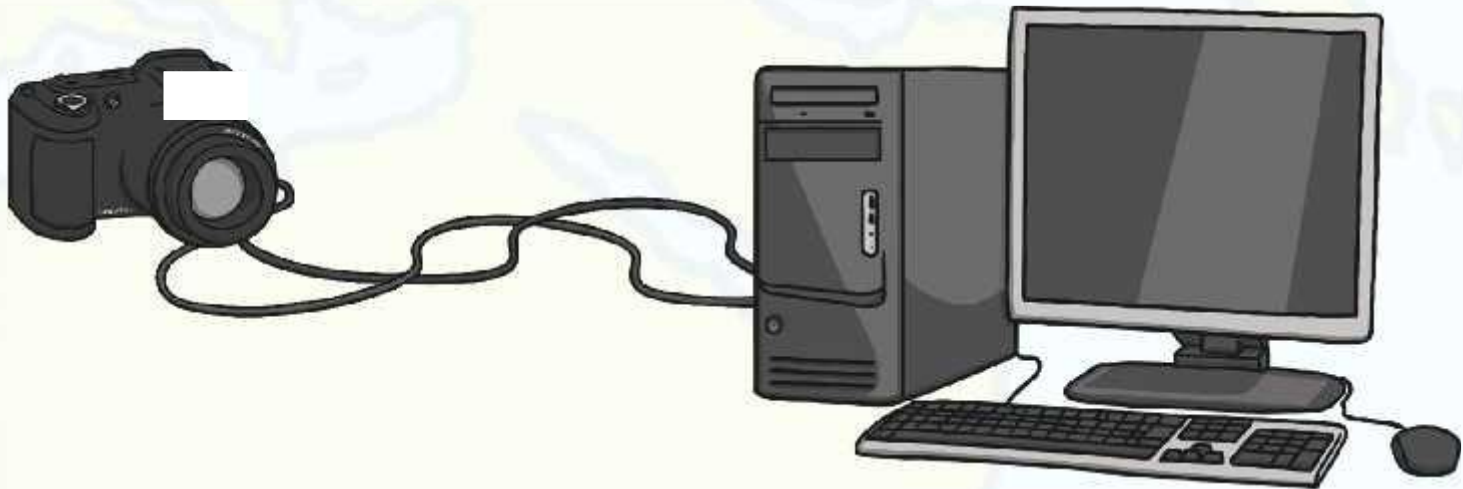


# Uploading Photos

Today, we are going to upload our photos to the Internet.


You need to find your own photo.

Let's look at what we need to do...



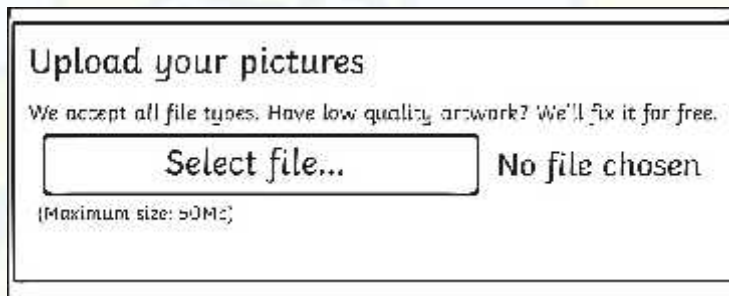
# Uploading Photos

You may need to log in:



User Name  
[text input]  
Password  
[text input] [submit button]

Upload your photograph:



**Upload your pictures**  
We accept all file types. Have low quality artwork? We'll fix it for free.  
 No file chosen  
(Maximum size: 50MB)

Type your text:



Post subject:  
[text input]  
Post text:  
[b] [i] [u] [link] [img]  
[text area]  
Post your comment:  
[text area]  
[Save as draft] [Publish]

# Adding Text

Add writing to explain your photo. Use the ideas that you thought of in our previous lesson.

Remember to ask a question that visitors can respond to.

Monday 22<sup>nd</sup> June 2015



I painted a still life of some flowers. I put my canvas on an easel so I could paint standing up. I used oil paints in different bright colours. I'm very pleased with how my painting turned out. I love the purple flowers. Have you got a favourite colour?

# Adding Text

Think about a great question that you could ask visitors about your post.



# Blogging Safely

Before you create your blog post, make sure you know how to blog safely and responsibly:

- Show off your best writing with full sentences and quality vocabulary.
- Only use first names.
- Never post pictures of yourself or others (except with your teacher's permission).
- Don't use personal information in a post.
- Only make kind and encouraging remarks.
- Don't copy and paste text from elsewhere.



# Get Blogging!



## Blogging Activity Sheet

### Log in

Log in to the blog.

User Name	<input type="text"/>
Password	<input type="password"/>

### Post the Photo

Upload the picture. Make sure you find your own photo.

Upload your pictures	
<small>We accept all file types. Have low quality artwork? We'll fix it for free.</small>	
<input type="button" value="Select file..."/>	No file chosen
<small>(Maximum size: 50MB)</small>	

# Share Your Blog



Share your blog with a partner.

Check for mistakes and suggest any ideas.

Remember to make kind and encouraging comments and to make suggestions in a helpful way e.g.

“I like your sentence about the shape work you did, but I think it could be even better with a full stop at the end.”



# Did You Blog Safely?



## Did you...

show off your best writing?

only use first names?

post pictures of yourself?

use personal information in a post?

make kind and encouraging remarks?

copy and past text from elsewhere?





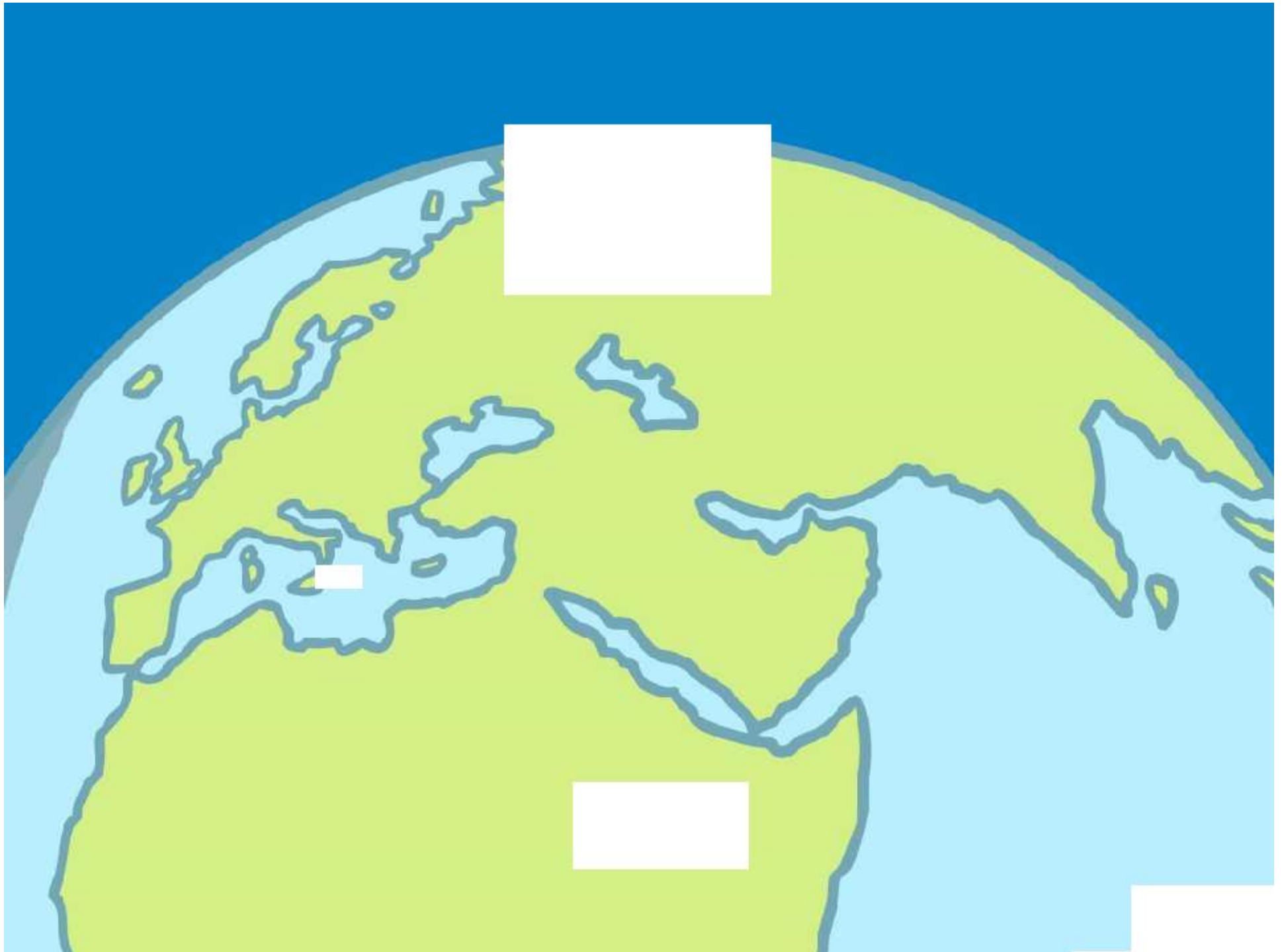
# Aim



- I can create content for an online blog.
- I can use an online blog safely and respectfully.

# Success Criteria

- I can find a saved photo on the computer.
- I can upload a picture to an online blog.
- I can post text to a blog.
- I can use first names only and keep my personal details private.
- I can make sure I upload photos that are safe to use and that I have permission for.
- I can make sure I only use my own words and pictures online.



Using the Internet | Comments

<b>I can post positive comments and responses on a blog.</b>		
I can navigate to a blog.		
I can login to make a comment (if required).		
I can type a positive comment that is relevant to a post.		
I can answer a question or respond to what somebody else has said.		
I can recognise inappropriate comments and tell an adult.		

Using the Internet | Comments

<b>I can post positive comments and responses on a blog.</b>		
I can navigate to a blog.		
I can login to make a comment (if required).		
I can type a positive comment that is relevant to a post.		
I can answer a question or respond to what somebody else has said.		
I can recognise inappropriate comments and tell an adult.		

Using the Internet | Comments

<b>I can post positive comments and responses on a blog.</b>		
I can navigate to a blog.		
I can login to make a comment (if required).		
I can type a positive comment that is relevant to a post.		
I can answer a question or respond to what somebody else has said.		
I can recognise inappropriate comments and tell an adult.		

Using the Internet | Comments

<b>I can post positive comments and responses on a blog.</b>		
I can navigate to a blog.		
I can login to make a comment (if required).		
I can type a positive comment that is relevant to a post.		
I can answer a question or respond to what somebody else has said.		
I can recognise inappropriate comments and tell an adult.		

Using the Internet | Comments

<b>I can post positive comments and responses on a blog.</b>		
I can navigate to a blog.		
I can login to make a comment (if required).		
I can type a positive comment that is relevant to a post.		
I can answer a question or respond to what somebody else has said.		
I can recognise inappropriate comments and tell an adult.		

Using the Internet | Comments

<b>I can post positive comments and responses on a blog.</b>		
I can navigate to a blog.		
I can login to make a comment (if required).		
I can type a positive comment that is relevant to a post.		
I can answer a question or respond to what somebody else has said.		
I can recognise inappropriate comments and tell an adult.		

Using the Internet | Comments

<b>I can post positive comments and responses on a blog.</b>		
I can navigate to a blog.		
I can login to make a comment (if required).		
I can type a positive comment that is relevant to a post.		
I can answer a question or respond to what somebody else has said.		
I can recognise inappropriate comments and tell an adult.		

Using the Internet | Comments

<b>I can post positive comments and responses on a blog.</b>		
I can navigate to a blog.		
I can login to make a comment (if required).		
I can type a positive comment that is relevant to a post.		
I can answer a question or respond to what somebody else has said.		
I can recognise inappropriate comments and tell an adult.		